



P.O. Box 360, 14935 U.S. Highway 36, Norton, KS 67654
785-877-3323 or 800-577-3323
www.prairielandelectric.com

PRAIRIE LAND
ELECTRIC COOPERATIVE

NEWS

PRAIRIE LAND ELECTRIC COOPERATIVE, INC.

BOARD OF TRUSTEES

Mike Rogers
President

Keith Ross
Vice President

Sandy Benoit
Secretary

Robert Paxson
Treasurer

Ivan Bohl
Trustee

Ronald Griffith
Trustee

Otto Levin
Trustee

William Peterson
Trustee

Lowell Thoman
Trustee

Scott Urban
Trustee

Eric Witmer
Trustee

STAFF

Kirk Girard
CEO

POWER LINE ISSUES

Call 800-577-3323 to report outages and other power line issues.

POWER
to make life better

FROM THE CEO

Be Ready for Storm Season

Spring is on our doorstep and like many of you, we're looking forward to more opportunities to be outdoors and enjoy warmer weather. Springtime brings many of our favorite activities like cooking out with family and friends, time spent working in the garden and simply slowing down a bit to enjoy life.

Unfortunately, spring and summer can also create perfect conditions for severe storms.

Prairie Land Electric crews are always prepared and standing by to respond should power outages occur in our area. When severe storms cause power disruptions, our line crews take all necessary precautions before they get to work on any downed lines.

I would encourage you to also practice safety and preparedness to protect your family during storms and outages.

The Federal Emergency Management

Agency recommends the items below as a starting point for storm and disaster preparedness, but you can visit www.ready.gov for additional resources.

- ▶ Stock your pantry with a three-day supply of non-perishable food, including canned goods, energy bars, peanut butter, powdered milk, instant coffee, water and other essentials (i.e., diapers and toiletries).
- ▶ Confirm that you have adequate sanitation and hygiene supplies including towelettes, soap and hand sanitizer.
- ▶ Ensure your first-aid kit is stocked with pain relievers, bandages and other medical essentials, and make sure your prescriptions are current.
- ▶ Set aside basic household items you will need, including flashlights, batter-



Kirk Girard

Continued on page 12B ▶

SAVE THE DATE!

PRAIRIE LAND ANNUAL MEETING
Electric Cooperative, Inc.
14935 US HWY 36, NORTON, KS • 785.877.3323

April 1, 2025

Lunch at Noon • Meeting at 12:45 p.m.



As you prepare for planting season, don't forget to plan for safety. There are many aspects to safety on the farm, but electrical safety is often overlooked. Keep these safety tips in mind as you prepare for planting.



TRAIN OTHERS: Train anyone working on your farm, including family members and seasonal workers, on electrical hazards.

SAFETY FIRST: Have daily meetings to review the day's work and discuss safety implications. Know and review where the power lines are, the clearance required, and the proper position of extensions as they are transported.



WAIT TO UNFOLD: Remind workers to fold or unfold extensions in the field, not close to the field's edge where power lines are typically located.

USE A SPOTTER: When working near power lines, always have a spotter on the ground who can direct you away from power lines or poles if you are getting too close.



DO NOT EXIT YOUR CAB: If your machine or truck makes contact with a power line, pole or guy wire, you could become electricity's path to ground and become electrocuted if you step out of the cab.

CALL 911: Call 911 to have your electric utility dispatched to deenergize the power source. Only exit the cab if your equipment is on fire. If that happens, make a solid jump out and hop away with feet together as far as you can.



SOURCE: WWW.SAFEELECTRICITY.ORG

Be Ready for Storm Season *Continued from page 12A*

ies, a manual can opener and portable, battery-powered radio or TV.

► Organize emergency supplies so they are easily accessible in one location. In the event of a prolonged power outage, ensure all major appliances, TVs, computers and other sensitive electronics are turned off. This will help avert damage from potential power surges, prevent overloading circuits during power restoration and reduce the risk of an electrical fire. That said, do leave one light on so you will know when power is restored.

If you plan to use a portable generator, make sure it's rated to handle the amount of power you will need, and always review the manufacturer's instructions to operate it safely.

Listen to local news or NOAA weather radio for storm and emergency information, and check Prairie Land's Facebook page for restoration updates.

Severe storms can occasionally bring down power lines. If you see a downed

line, always assume it's energized and never approach it. If flooding occurs, never walk through areas where power lines could be submerged.

Planning for severe storms or other emergencies can reduce stress and anxiety caused by the weather event and lessen the impact of the storm's effects.

Sign up for NOAA emergency alerts and warnings and follow us on Facebook at www.facebook.com/PLECOOP for the latest power restoration updates. If you experience an outage, please don't report it on Facebook. Call our outage reporting number at 800-577-3323 — this is the fastest way to let us know if your power is out.

We hope we don't experience severe storms over the spring and summer months, but we can never predict Mother Nature's plans. At Prairie Land Electric, we recommend that you make a plan today — because storm preparedness is always our best defense.

ARE YOU STORM READY?

Follow these safety and preparation tips during spring and summer storm season.

BE PREPARED

- **CREATE AN EMERGENCY KIT WITH POWER OUTAGE ESSENTIALS:** batteries, power banks, flashlights, non-perishable foods, water, medical supplies and prescriptions.
- **DEVELOP AN EMERGENCY FAMILY PLAN** with meeting points, communication methods and evacuation routes. Share your plan with all family members.
- **MONITOR WEATHER FOR IMPORTANT UPDATES** that could impact your emergency plan.

STAY SAFE

- **ENSURE A SAFE SHELTER.** Stay away from windows and doors. In tornadoes, move to a basement or an interior room without windows.
- **USE PORTABLE GENERATORS SAFELY:** operate outdoors in well-ventilated areas, place on a flat, dry surface, do not overload and always read the operating manual before use.
- **SEVERE STORMS CAN BRING DOWN TREE LIMBS AND POWER LINES.** If you encounter a downed line, stay back. Always assume a downed line is live and dangerous.

Youth Tour and Leadership Camp Winners



Gabrielle Pochop
Washington, D.C.



Calyn Baker
Washington, D.C.



Makenzie Height
Steamboat Springs,
Colorado



Edward Horinek
Steamboat Springs,
Colorado

Prairie Land has a long tradition of sponsoring high school juniors for all-expenses-paid trips designed to enrich their leadership potential. Students have benefited from leadership camps in Colorado, youth tours in Washington, D.C., a KEY leadership conference in Topeka and scholarships.

The Electric Cooperative Youth Tour to Washington, D.C., will take place June 14-20, 2025, and Cooperative Youth Leadership Camp near Steamboat Springs, Colorado, July 11-17, 2025. The competitors completed a test and wrote an essay to bring to

their interviews at the cooperative's Concordia and Norton offices on Feb. 9.

GABRIELLE POCHOP, Bird City, and **CALYN BAKER**, Clyde, will attend the Electric Cooperative Youth Tour. **MAKENZIE HEIGHT**, Barnes, and **EDWARD HORINEK**, Beloit, will attend Cooperative Youth Leadership Camp.

This is an outstanding opportunity for these students to network with other young leaders, learn about electric cooperatives, and watch our government in action. Congratulations to these impressive young leaders!

EMPLOYEE SPOTLIGHTS

MIKE HAUMONT

MIKE HAUMONT brings 12 years of experience from Perennial Public Power District before joining our cooperative as director of finance.



Mike Haumont

Originally from Broken Bow, Nebraska, he holds an associate's degree in accounting from Southeast Community College and a Bachelor of Science in business information systems from Bellevue University.

Mike has been married to his wife, Anita, for 22 years. They have seven children, 13 grandchildren, and one more on the way. The Haumonts are also proud pet owners of two dogs, Buttercup and Daisy. Outside of work, Mike enjoys golfing, hiking, water sports and browsing garage sales and thrift stores.

Remember to turn your clocks forward one hour.

ENERGY EFFICIENCY TIP OF THE MONTH

March is the perfect time to service your home cooling system. Routine maintenance, such as cleaning filters, checking refrigerant levels, and inspecting parts, improves energy efficiency and lowers bills. Early maintenance prevents costly repairs and extends your unit's lifespan. Spring servicing helps you avoid the peak-season rush and ensures your home stays comfortable all summer.

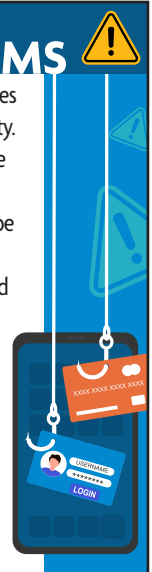
SOURCE: NRECA



TIPS TO AVOID ENERGY SCAMS

Be cautious of fraudulent websites pretending to be an electric utility. Scammers often create look-alike sites to steal your personal or payment information. Always type your utility's official web address directly into your browser instead of clicking email or text links. Watch for signs of a secure website, such as "https://" in the address bar. If you're ever unsure, call your utility company using the official phone number listed on your bill to verify payment or account details.

SOURCE: NRECA





ELECTRONICS EFFICIENCY

FILL-IN-THE-BLANK

You can help save energy at home by using electronic devices more efficiently. Read the energy-saving tips below and fill in the blanks with the correct word that completes the efficiency tip.

Psst! Check your work in the answer key below.



1. Use a(n) _____ with an on/off switch when powering multiple electronics to easily manage energy use.

- A. power strip B. extension cord C. remote control

2. For devices that require _____, use rechargeable ones, which are more cost-effective and environmentally friendly.

- A. power cords B. lights C. batteries

3. Unplug electronic devices that consume energy even when they're not in use, like _____.

- A. lamps B. ceiling fans C. phone chargers

4. Use the sleep or power management mode on your _____ to save on energy costs.

- A. computer B. refrigerator C. oven

Answer Key
1. A 2. C 3. C 4. A