


ENERGY SAVINGS SCAVENGER HUNT

Saving energy at home is a great way to help the environment (and save money). With the help of an adult, look for ways you can save energy around your home. Use the tips below to get started, then check off the areas where you've identified ways to save!



☐ TASK: BRIGHT IDEAS

Ensure your home uses energy-saving LED bulbs. If you find incandescent or CFL bulbs, replace them with LEDs.



☐ TASK: UNOCCUPIED ROOMS

Turn off lights and ceiling fans in unoccupied rooms to conserve energy.


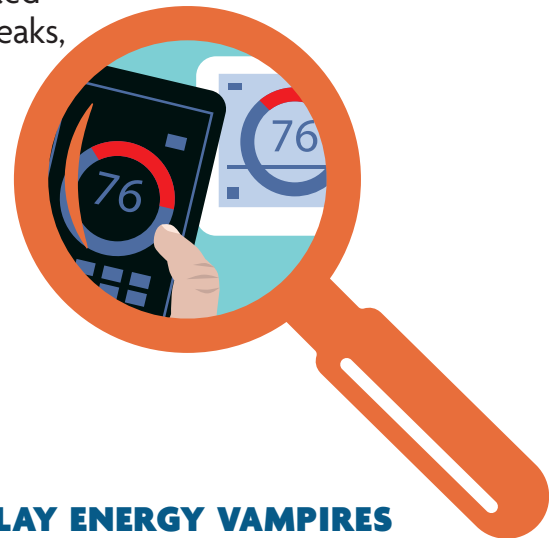


☐ TASK: SEALED FOR SAVINGS

Check windows to make sure they are closed and locked. Sealed windows help prevent air leaks, which saves energy.

☐ TASK: SET TO SAVE

Check the thermostat to see if it can be adjusted a few degrees (either lowered in winter or raised in summer) to conserve energy used for heating or cooling your home.



☐ TASK: SLAY ENERGY VAMPIRES

Energy vampires are devices that consume energy even when they're not being used. Unplug these items, like phone chargers and tablets, when you're not using them.