

PRAIRIE LAND ELECTRIC COOPERATIVE, INC
 (Name of Issuing Utility)

Schedule: 26-LAC

Replacing Schedule 25-LAC Sheet 1
 Which was filed September 24, 2024

MID-KANSAS SERVICE AREA
 (Territory to which schedule is applicable)

No supplement or separate understanding shall modify the tariff as shown hereon.

Sheet 1 of 2 Sheets

LOCAL ACCESS DELIVERY SERVICE

AVAILABLE

Entire Mid-Kansas Service Area.

APPLICABLE

For delivery to wholesale (sales for resale) customers over Prairie Land's 34.5 kV (or other available lower primary voltage) subtransmission/distribution system.

CHARACTER OF SERVICE

Alternating current, 60 cycle, three phase, 34.5 kV or other available lower primary voltage.

MONTHLY RATE

Demand Charge @ \$2.57 per kW.

MONTHLY BILLING DEMAND

When service is provided in association with network service, the Monthly Billing Demand shall be defined as the Customer's kilowatt contribution to the Local Access Delivery System maximum hourly demand coincident with Prairie Land's monthly Local Access Delivery System peak in the billing month measured at the low side of the delivery point ("Actual CP Demand"). Generation that is located behind the meter of a designated network load shall be metered and the amount of generation serving the Customer's network load at the time of Prairie Land's monthly Local Access Delivery System peak shall be added to the Customer's Actual CP Demand to determine the Monthly Billing Demand. For other local access service (including, but not limited to, point-to-point transmission service requiring local access service and service reservations), Monthly Billing Demand shall be the greater of the Customer's service request or actual maximum monthly demand.

LOSSES

Real Power Losses are associated with all Local Access Delivery service. The Local Access Delivery customer is responsible for replacing losses associated with all transmission service as calculated by MKEC or paying MKEC for the Real Power Losses at MKEC's wholesale rate. The applicable Real Power Loss factor for the entire Mid-Kansas Service Area is as follows:

LOSS FACTOR


1.40 percent of energy as measured at delivery point.


DELAYED PAYMENT

As per schedule DPC.

Issued September 23 2025
Day Year

Effective October 1 2025
Month Day Year

By  CEO
Title
 Kirk Girard

25-PLCE-388-TAR
 Approved 
 Kansas Corporation Commission
 September 23, 2025
 /s/ Celeste Chaney-Tucker
 Executive Director

THE STATE CORPORATION COMMISSION OF KANSAS

Index No. 24

PRAIRIE LAND ELECTRIC COOPERATIVE, INC.
(Name of Issuing Utility)

Schedule: 26-LAC

MID-KANSAS SERVICE AREA
(Territory to which schedule is applicable)

Replacing Schedule 25-LAC_Sheet 2
Which was filed on September 24, 2024

No supplement or separate understanding shall modify the tariff as shown hereon.


Sheet 2 of 2 Sheets


TERMS AND CONDITIONS

Service will be rendered under Company's Rules and Regulations as filed with the Kansas Corporation Commission.

Issued September 23 2025
Month Day Year

Effective October 1 2025
Month Day Year

By  CEO
Kirk Girard Title

25-PLCE-388-TAR
Approved 
Kansas Corporation Commission
September 23, 2025
/s/ Celeste Chaney-Tucker
Executive Director